

Faculty of Engineering & Information Technology

An-Najah National University

ALUMNI SURVEY RESULTS 2014

FOR MECHANICAL ENGINEERING PROGRAM

www.eng.najah.edu
equ@najah.edu



Faculty of Engineering & Information Technology

Quality and Accreditation Unit

ABET Center

May 2014

Introduction

The Quality and Accreditation Unit (ABET centre) has recently launched the Alumni Survey 2014 online. The survey has targeted the alumni of the Faculty of Engineering and Information Technology at An-Najah National University, who graduated from 2006 to 2013.

The survey aimed at reviewing the Program Educational Objectives (PEOs) of our Engineering Programs to meet the international standards of Quality (ABET), and taking feedback and information from our Alumni about their employability, career progression, and endeavours.

Executive Summary

A total number of 441 alumni responded to the survey, 41 of whom from the Mechanical Engineering Program with a percentage of 11% between all the programs.

Most of the respondents were among the graduates of the last 2 years (2012-2013). Also most of the respondents were males.

It is worth mentioning that 15% of the respondents have pursued graduate studies (master, PhD). Moreover, 59% of the graduates are currently employed, with a percentage of 42% work inside Palestine.

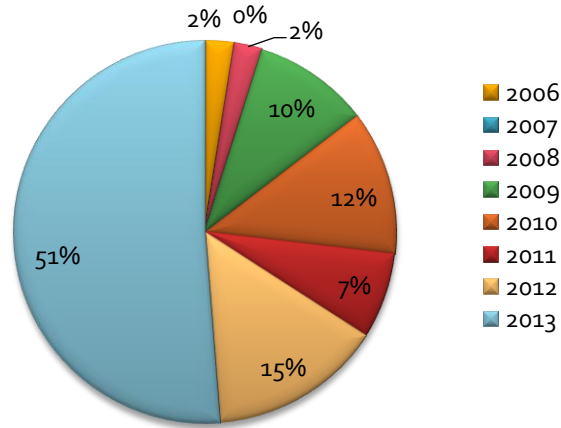
Mechanical Engineering Program Alumni are employed in various professional positions. However, the Site Engineering is the most demanded field. In addition they are receiving relatively satisfactory salaries in the region.

Finally, our Alumni are satisfied of the newly rephrased Program Educational Objectives (PEOs).

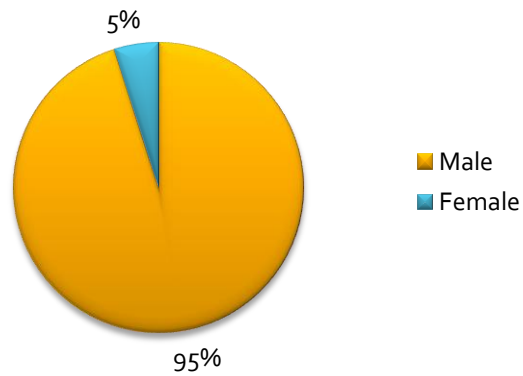


Chapter 1: Demographics

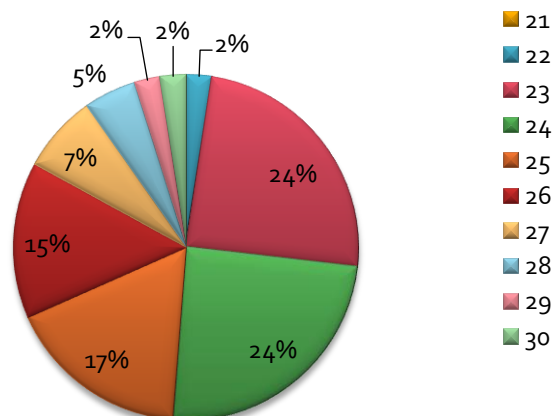
Year of Graduation ?



Gender



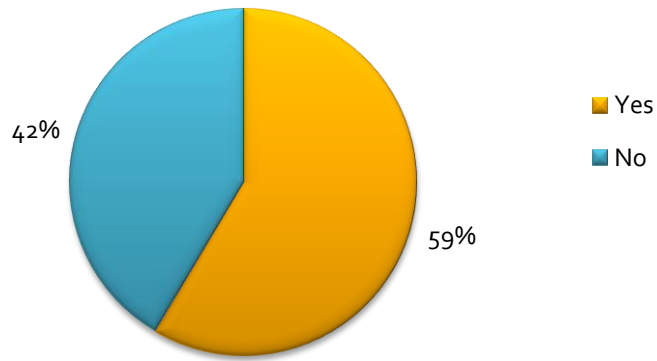
Age ?



Demographics

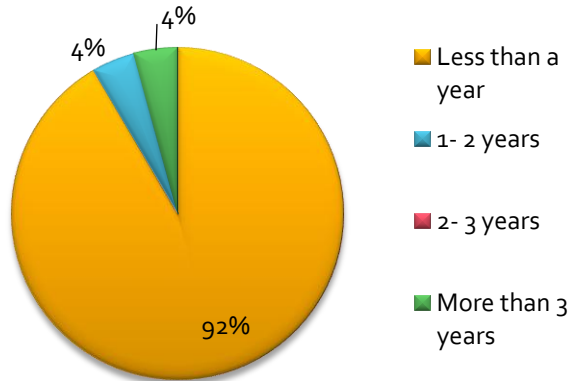
- 66% of the respondents graduated between 2012 and 2013.
- 95% of the respondents were males, 5% were females.
- 81% of the respondents between the ages of 23 to 26.

Are you Employed Now?

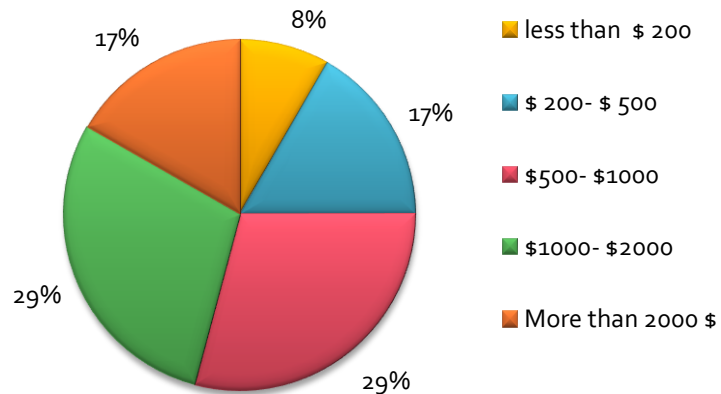


Employed	Yes	No
Female	0%	100%
Male	62%	38%

Period Between Graduation and First Work



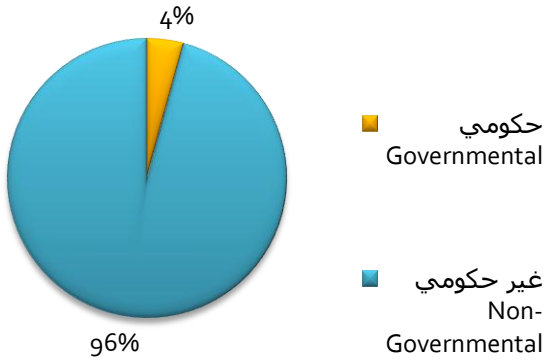
Your average monthly salary after graduation (first work).



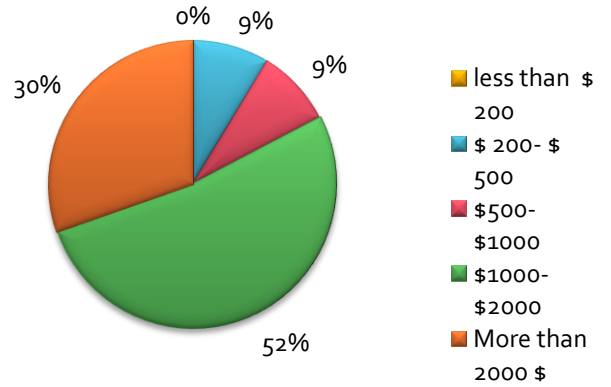
SUMMARY

- 59% of the respondents are employed now, 92% of whom took less than a year to find their first job.
- 46% of the Alumni receive monthly salaries that exceed \$1000

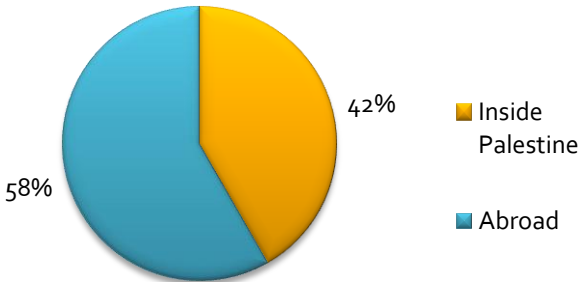
Type of Organization



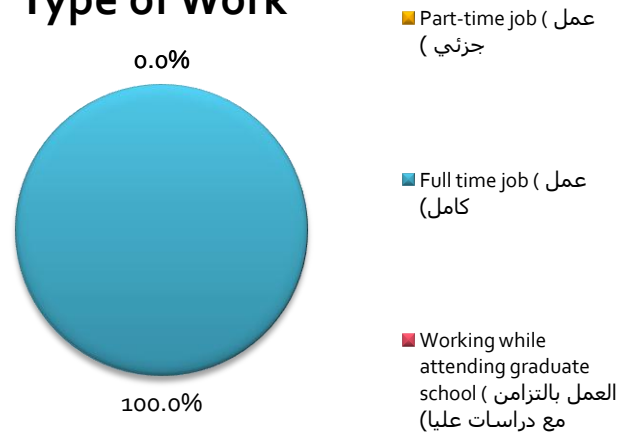
Your Monthly Salary ?



Your Work Place ?



Type of Work

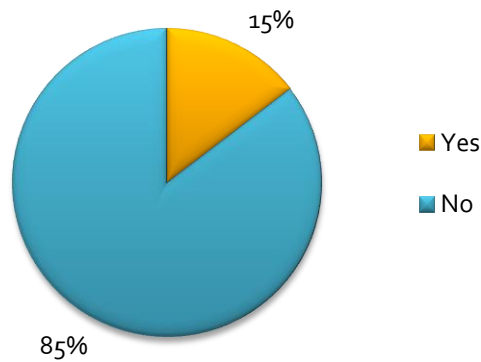


Top Demanded Job

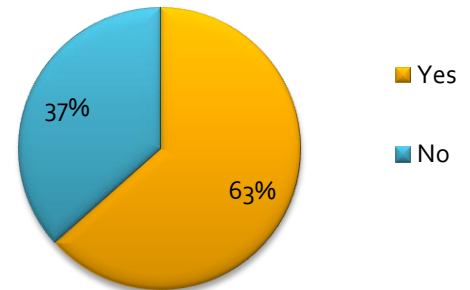
Rank	Job Title	Parentage
1	Project Engineer	25%
2	Site Engineer	25%
3	Manufacturing Engineer	13%
4	Sales Engineer	13%

Chapter 3: Self Improvement

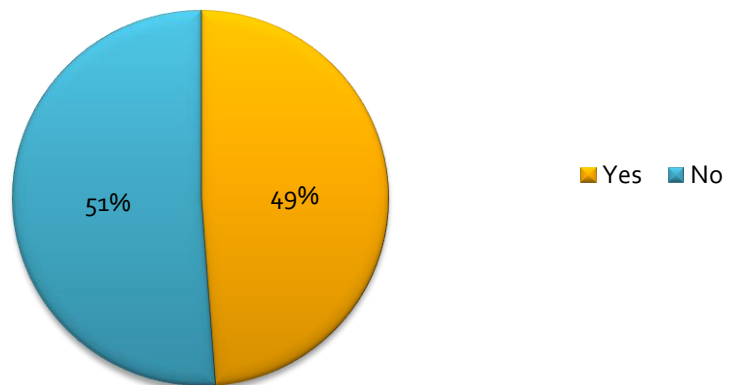
Did you pursue, or are you currently pursuing graduate studies (Masters or PhD) ?



Are you seeking enrollment at a graduate program/ Are you thinking of pursuing graduate studies ?



Have you attended training courses ?

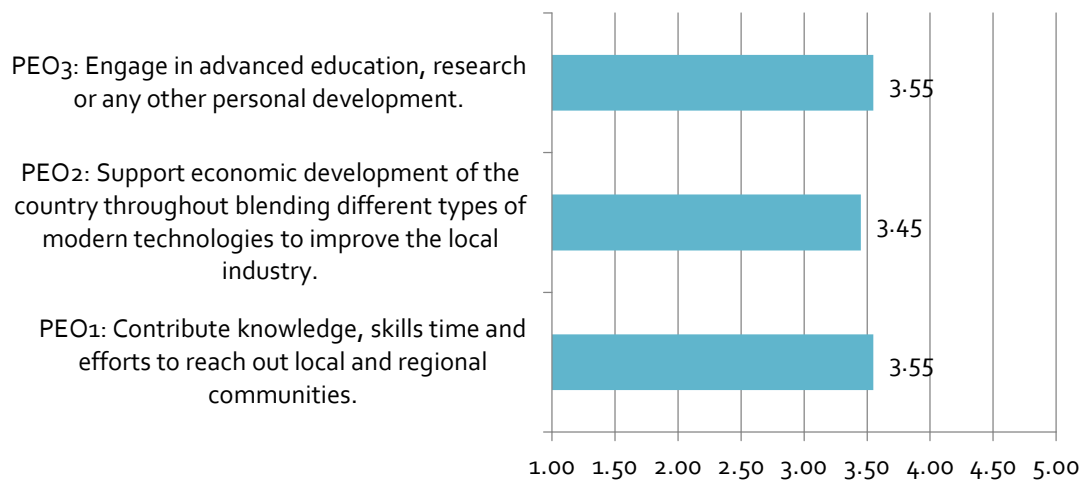


SUMMARY

- 15% of the respondents pursued or currently pursuing graduate studies(Masters, PhD)
- 63% of the respondents seeking to enrol in graduate studies.
- 49% of the respondents attended training courses

Chapter 4: Program Educational Objectives

Satisfactory Rate of the Newly Rephrased Program Educational Objectives (PEOs)



Alumni Recommendations

- ✓ *Increasing the focus on training and internship.*

Contact Information:

Quality and Accreditation Unit (ABET Centre)
Faculty of Engineering and Information Technology
An-Najah National University
Nablus, Palestine
Phone: +970 (9) 2345113 Ext:2223
Email: equ@najah.edu
Web: eng.najah.edu